

Fortem Capital Progressive Growth Fund

Monthly Report – 29th March 2019

For Professional Investors and Institutional Clients only



Investment objective

The Fund aims to provide positive returns of 6-7% over the medium to long term, whilst aiming to reduce equity market beta in short term draw-downs. It will invest in a core portfolio comprised of defined return equity strategies that aim to provide capital growth over the medium to longer term, in all but extreme negative market scenarios. The Fund will make a smaller allocation to diversifying investments that also meet strict capital preservation and investment return criteria.

The fund will

- Employ stringent counterparty controls, limiting credit exposure to high grade sovereign risk.
- Mitigate against material single index exposure via robust portfolio construction and management.
- Impose strict exposure limits to each investment, strike level, barrier level.

Monthly update

The Fund delivered another healthy monthly return of +1.17%, versus a backdrop of global equity markets posting anywhere between +0.95% and +2.90%, barring US Mid and Japan which posted -2.27% and -0.84% respectively.

Predictably, the majority of the Fund's gains came from those positive equity market returns, with the spot moves (delta) delivering +0.50% of the Fund gains, along with a decrease in implied volatility and the passage of time contributing a further +0.55% to the Fund performance.

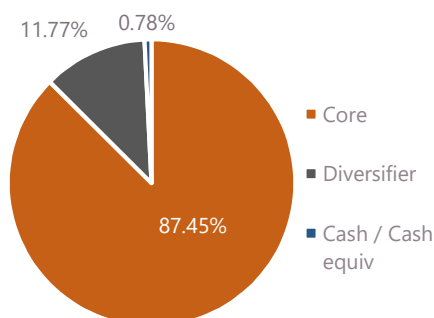
Additional positive contributions came from the Diversifiers and the Gilt backing of the Fund. Gilt credit spreads were a mixed bunch, with the slightly longer dated element of the portfolio seeing spreads narrowing a little whilst the shorter end widened slightly. Overall however, the net impact was a +0.08% contribution to the Fund's performance.

Lastly, the Diversifiers contributed +0.06% to the Fund's performance. This was primarily driven by the commodity linked element of the portfolio. The unprecedented volatility and curve steepening seen in 2018, within the commodity space, continued to normalise in March. This resulted in the commodity linked Diversifiers being the primary positive contributor to the Diversifier returns this month.

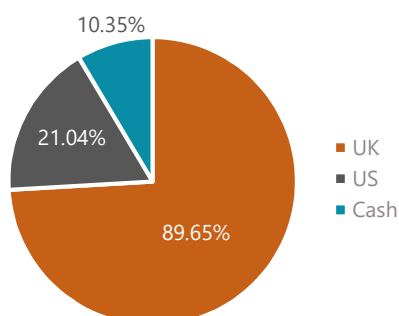
Past performance is not necessarily a guide for the future

Portfolio Breakdown

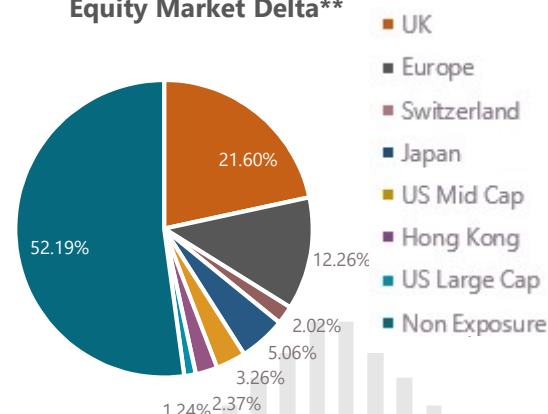
Asset Allocation



Sovereign Counterparty Exposure



Equity Market Delta**



Key Facts

Investment Manager	Fortem Capital Limited
Unit NAV	Class A: £1.0664 Class D: £1.0260 ¹
Net Asset Value	£123,650,525
Launch Date	20 th September 2017
Fund Type	Irish Domiciled UCITS V ICAV
Base Currency	GBP
Liquidity	Daily
Dealing Deadline	10:30am Irish Time
Pricing	Daily COB
Share Type	Class A: Accumulation Class D: Distribution of capital
Initial Share Price	£1.000
Minimum Subscription Amount	Class A: £5,000,000 [^] Class D: £5,000,000 [^]
Annual Management Charge	Class A: 50bps Class D: 50bps
OCF	Class A: 70bps Class D: 70bps
Reporting Status	Registered with HMRC
ISIN	Class A: IE00BF047831 Class D: IE00BD7Y3W82
Bloomberg	FPCGFAA ID <equity> FPCGFDD ID <equity>
Dealing Line	+353 (0)1434 5124
Dealing Email	davy.ta.queries@ntrs.com
Depository, Admin, Registrar & TA	Northern Trust
Auditor	Deloitte

¹ Excludes distribution of capital

[^] Minimum sizing can be waived upon request

** sensitivity of the fund to underlying market moves

Information as at 29/03/2019

Phone: 0208 050 2905

Email: sales@fortemcapital.com

Short term projected Fund performance[^]

	-15%	-10%	-5%	0%	+5%	+10%
Immediate	-9.3%	-5.7%	-2.6%	0.0%	2.1%	3.7%
1 month	-9.2%	-5.3%	-2.2%	0.4%	2.5%	4.1%
2 months	-8.8%	-4.8%	-1.6%	0.9%	3.0%	4.6%
3 months	-8.3%	-4.4%	-1.1%	1.5%	3.5%	5.2%

[^]These scenarios are net of fees and represent sensitivities to equity market moves only. Therefore it does not include performance contribution from the Diversifiers or credit.

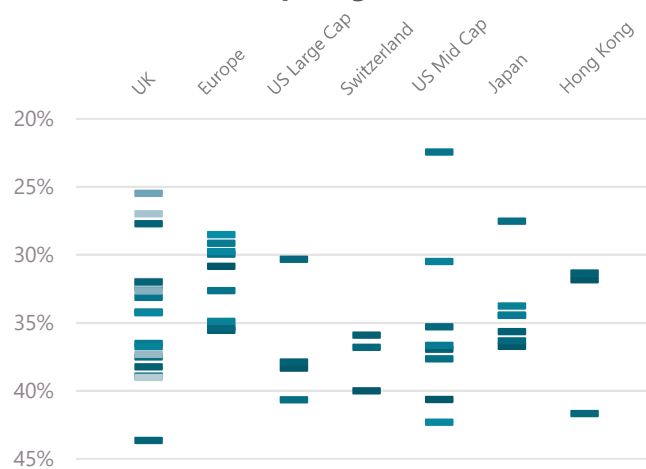
Forecasts are not reliable indicators of future performance. The value of investments, and the income from them, can go down as well as up and the investor may not get back the amount originally invested.

Summary of equity index barrier exposures

Cover to capital preservation barriers



Cover to capital growth barriers



- Cover to capital preservation represents for each investment, the level by which the underlying equity index may fall, before capital is eroded, assuming each investments runs to it's maturity.
- Cover to capital growth represents for each investment, the level by which the underlying equity index may fall, before capital growth is zero, assuming each investments runs to it's maturity.

Fund performance – Share Class A (Accumulation)

	Year	Jan	Feb	Mar	Apr	May	Jun	Jul	Aug	Sep	Oct	Nov	Dec	YTD
FCPGF	2017									-0.10%	0.06%	0.33%	0.84%	1.13%
FTSE TR	2017									-0.67%	1.82%	-1.79%	5.03%	4.32%
FCPGF	2018	0.34%	-0.88%	0.45%	2.66%	-0.20%	-0.15%	1.38%	-0.78%	0.29%	-1.54%	0.34%	-4.24%	-2.47%
FTSE TR	2018	-1.96%	-3.40%	-2.03%	6.84%	2.80%	-0.23%	1.52%	-3.29%	1.19%	-4.85%	-1.60%	-3.49%	-8.73%
FCPGF	2019	5.03%	1.76%	1.17%										8.12%
FTSE TR	2019	3.63%	2.29%	3.29%										9.49%

Past performance is not necessarily a guide for the future

PLATFORM AVAILABILITY

Zurich	Nucleus	James Hay	Fidelity Int'l	Ascentric	Novia Fin'l	Standard Life
Novia Global	Allfunds	Aviva	7im	Old Mutual	Transact	

Phone: 0208 050 2905 Email: sales@fortemcapital.com

Disclaimer

- This document has been issued and approved as a financial promotion by Fortem Capital Limited for the purpose of section 21 of the Financial Services and Markets Acts 2000. Fortem Capital Limited registration number 10042702 is authorised and regulated by the Financial Conduct Authority under firm reference number 755370.
- This document is intended for Professional Investors, Institutional Clients and Advisors and should not be communicated to any other person.
- The information has been prepared solely for information purposes only and is not an offer or solicitation of an offer to buy or sell the product.
- Data is sourced from Fortem Capital Limited and external sources. The data is as at the date of this document and has been reviewed by Fortem Capital Limited.
- Information, including prices, analytical data and opinions contained within this document are believed to be correct, accurate and derived from reliable sources as at the date of the document. However, no representation or warranty, expressed or implied is made as to the correctness, accuracy or validity of such information.
- Fortem Capital Limited assumes no responsibility or

liability for any errors, omissions or inaccuracy with respect to the information contained within this document.

- All price and analytical data included in this document is intended for indicative purposes only and is as at the date of the document.
- The information within this document does not take into account the specific investment objective or financial situation of any person. Investors should refer to the final documentation and any prospectus to ascertain all of the risks and terms associated with these securities and seek independent advice, where necessary, before making any decision to buy or sell.
- The product may not be offered, sold, transferred or delivered directly or indirectly in the United States to, or for the account or benefit of, any U.S. Person.
- The Fortem Capital Progressive Growth Fund is a Sub-Fund of Skyline, an open-ended investment company with variable capital incorporated on 1 June 2010 with limited liability under the laws of Ireland with segregated liability between Funds. The Company is authorised in Ireland by the Central Bank of Ireland pursuant to the UCITS Regulations.

Phone: 0208 050 2905 Email: sales@fortemcapital.com